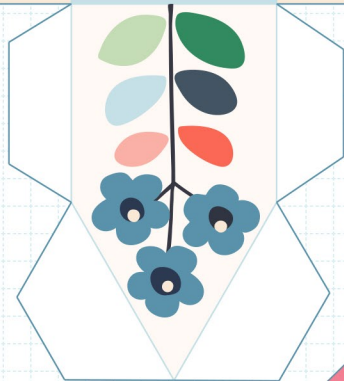

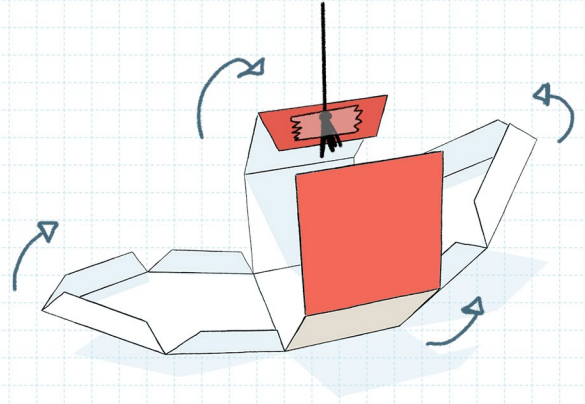


Les Petites Maisons




Coupez le long des lignes bleu foncé, pliez le long des lignes bleu azur.
Collez un fil sur la languette du toit (la seule colorée).
Collez en utilisant les languettes.
C'est tout léger et on peut l'accrocher n'importe où, amusez-vous!



ddoreau.com

Tiny Houses 2017

Cut along the dark blue lines.
Fold along the light blue ones.
Stick a bit of floss on the roof tab so it will hang outside.
Glue using the tabs.
It's light enough that you can hang it anywhere, get creative!



All rights reserved. personal use only

© Delphine Doreau 2017